

Employment Trends among Chemists in the US

American Chemical Society

Department of Research and Market Insights

August 2016

Background and History

The American Chemical Society was formed in 1876 to support scientific inquiry in the field of chemistry.

“[The society would] prove a powerful and healthy stimulus to original research, ... would awaken and develop much talent now wasting in isolation, ... [bring] members of the association into closer union, and ensure a better appreciation of our science and its students on the part of the general public.”

-Charles F. Chandler

By 2015, the Society would represent over 158,000 chemists both in the United States and abroad.

Background and History

Chemists join the ACS for access to information, career and employment information, and opportunities to network.

Salary and employment information was periodically collected from members beginning in 1941 when collection efforts were started by the Committee on Economic Status, a committee of the ACS.

By 1972 there was a resolution by the ad-hoc ACS Committee on Economic Status for a yearly salary data collection.

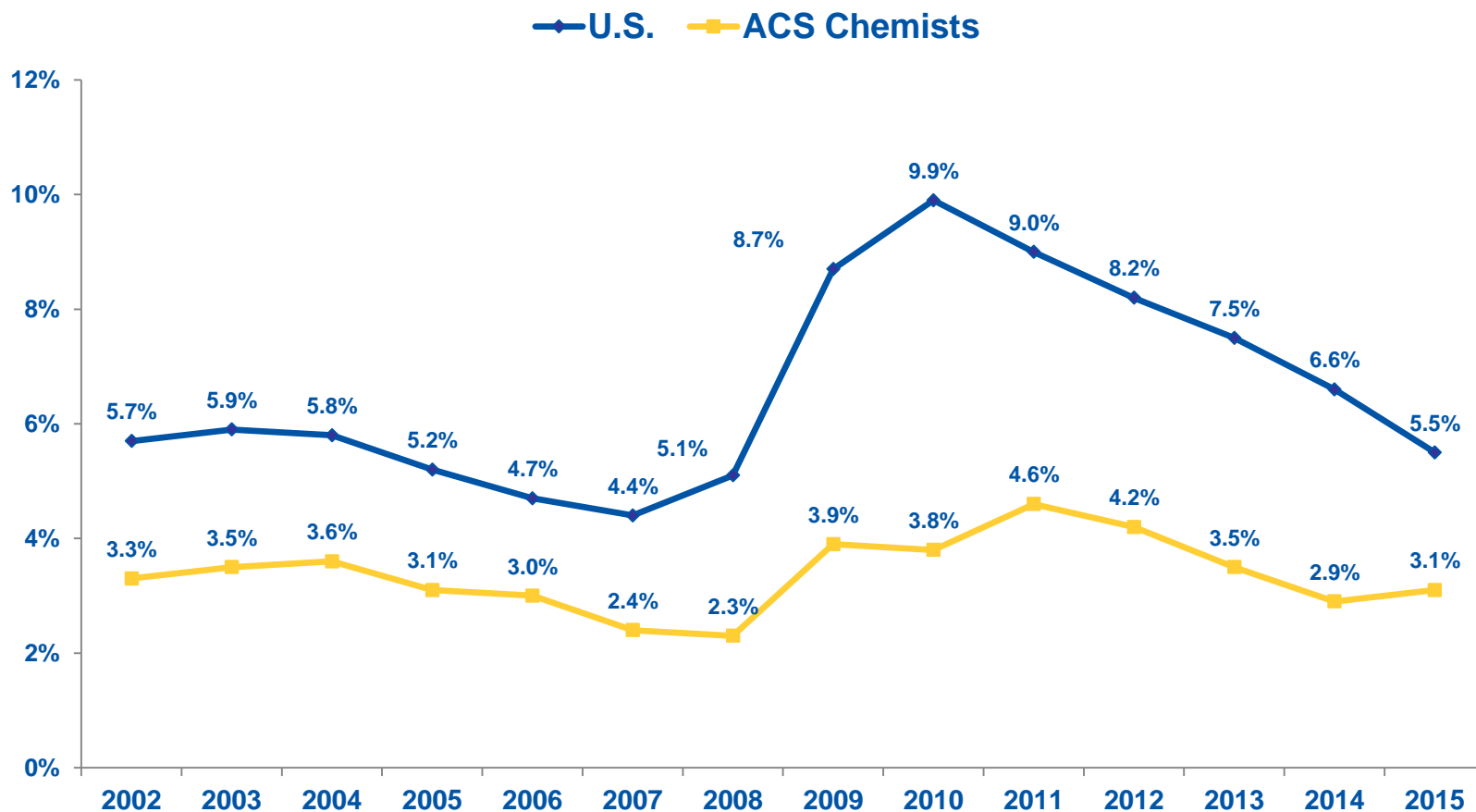
Methodology Today

- The yearly salary survey is now called the “ACS Comprehensive Salary and Employment Survey”.
- Each year it goes out to approximately sample of 25% of members that make up the domestic ACS Workforce
 - Regular Members under 70
 - Domestic (not retired, not student, or emeritus)
- Every fifth year the survey is distributed to all eligible ACS Chemists. This survey is otherwise known as the “ACS ChemCensus”.

2015 ChemCensus Methodology

- ACS ChemCensus 2015
 - Launched in March 2015
 - Sent to 72,977 qualified ACS members
 - Regular domestic members under 70 years of age
 - No students, retired, emeritus, or international members
 - 23,843 completed the survey
 - Response rate of 32.7%
 - Responses statistically valid at a 95% confidence level
- Additional questions around the topic of professional development, certifications, and information sources were included the 2015 survey

Domestic Unemployment for ACS Chemists Rose Slightly

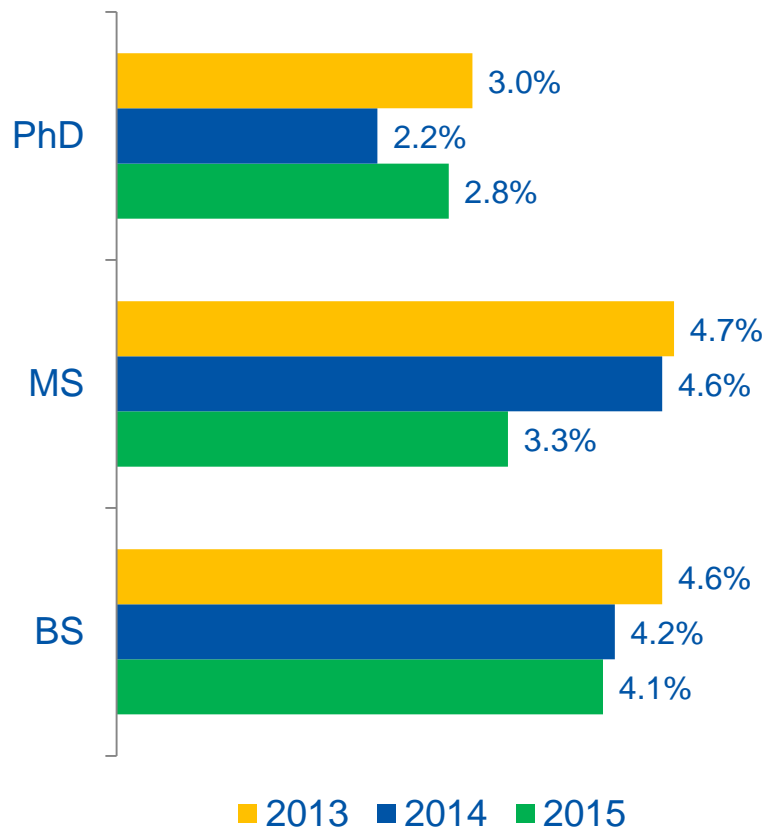


Adapted from ACS Comprehensive Salary and Employment Survey and ChemCensus 2002 to 2015 and Bureau of Labor Statistics Unemployment (as of March of each year)

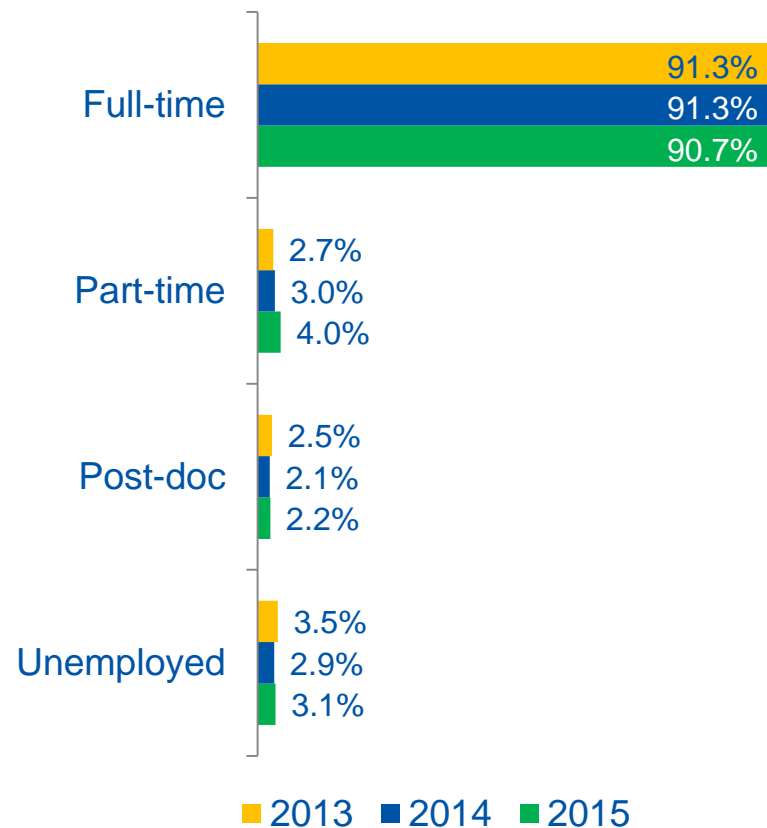
Domestic ACS Unemployment by Degree Level and Employment Status



Unemployment Rate for ACS Chemists by Degree



Employment Status for ACS Chemists 2013-2015

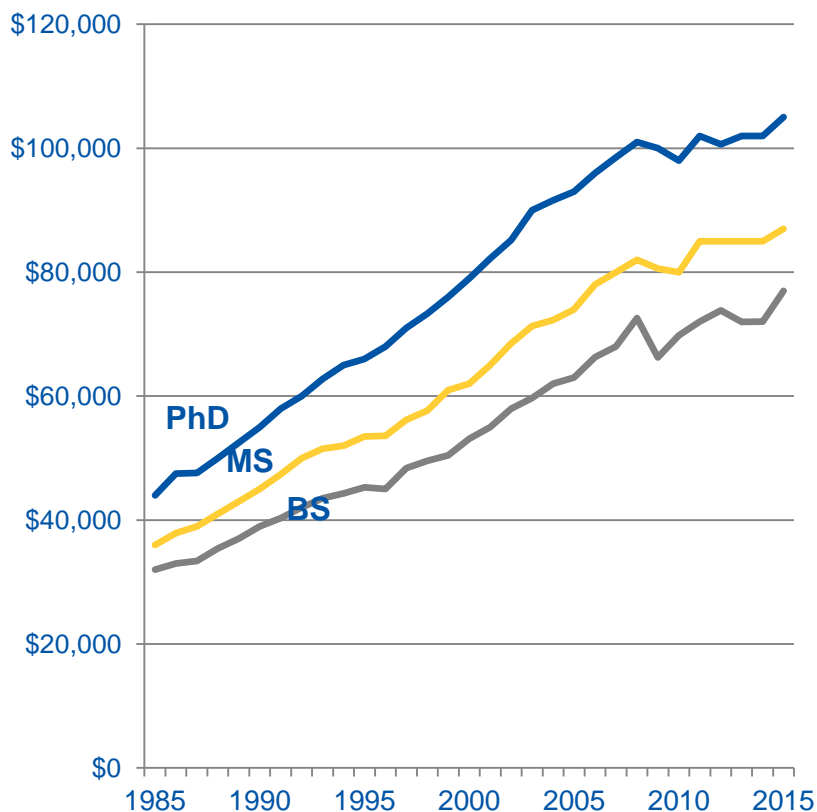


Adapted from ACS Comprehensive Salary and Employment Survey & ChemCensus 2013-2015

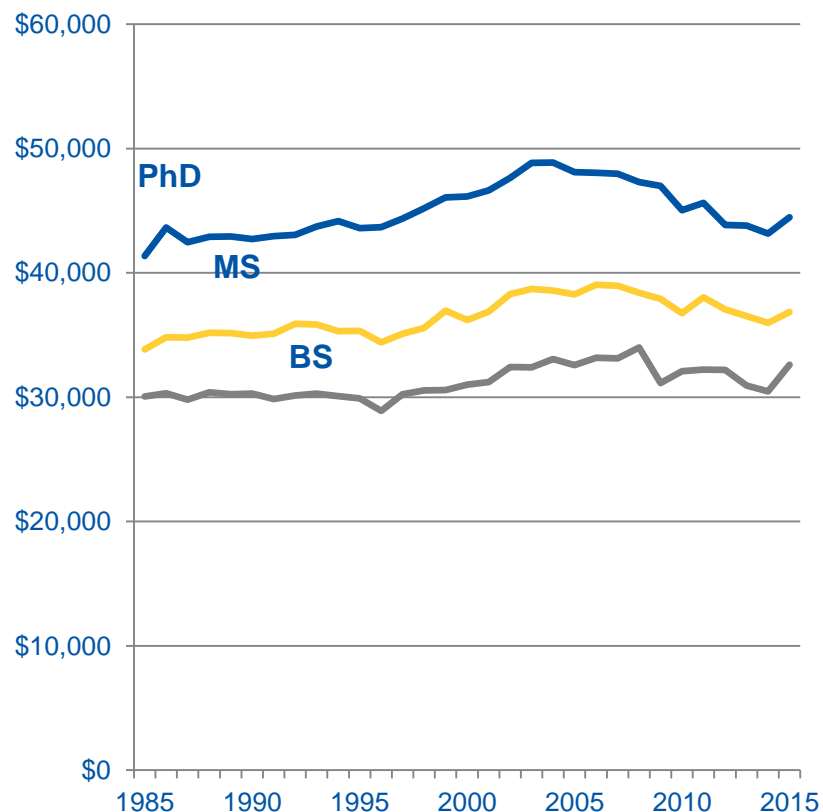
Domestic salary gains for ACS Chemists have been modest or flat



Full-time Median Salary of ACS Chemists (Current \$)



Full-time Median Salary of ACS Chemists (Constant 1984 Dollars \$)

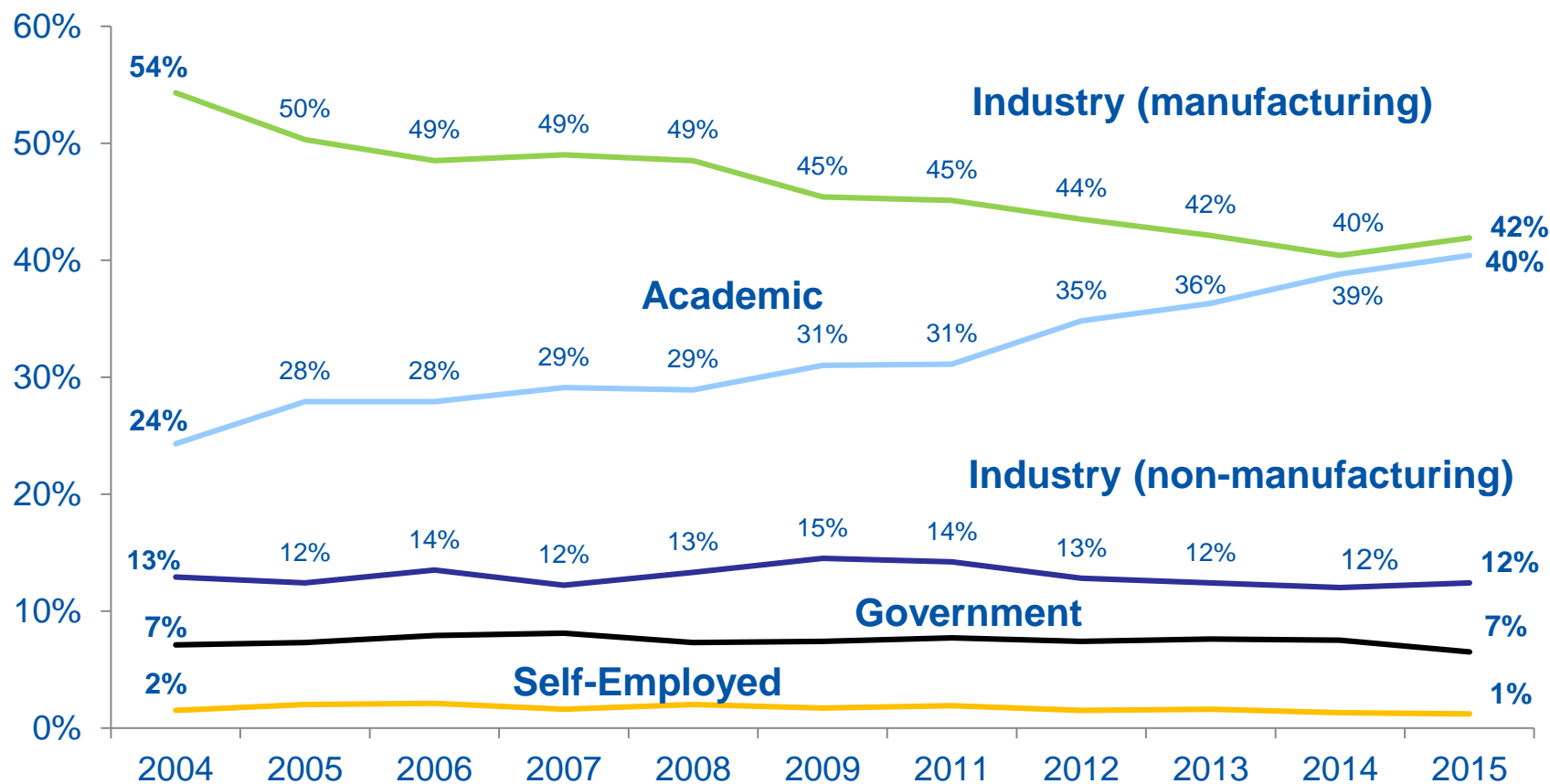


Adapted from ACS Comprehensive Salary and Employment Survey and ChemCensus 1985-2015

The percentage of ACS members working in manufacturing introduced a slight uptick following steady declines



ACS Workforce by Field



Adapted from ACS Comprehensive Salary and Employment Survey and ChemCensus 2004 to 2015

Thank you!

If you have any questions or comments, please contact us.

Department of Research and Market Insights
research@acs.org